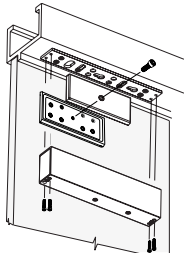


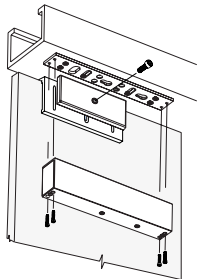
# ➤ Glass Door Accessories



## Armature Bracket



## "U" Bracket



### GLASS DOOR ARMATURE BRACKET

Z4-A-GLASS / EMLGB2

Suitable for: Z4 series (EML2H) Mini Magnet

Size: (L)200 x (H)55

Order Code: 770300-908



Z4-A-GLASS

### GLASS DOOR "U" BRACKET

Z4U-GLASS / EMLGB2-12

Suitable for: Z4 series (EML2H) Mini Magnet

Size: (L)195 x (H)38

Order Code: 770300-905



Z4-U-GLASS

### GLASS DOOR ARMATURE BRACKET

Z8-A-GLASS / EMLGB1-12

Suitable for: Z8 series (EML6/10/11/12)

Size: (L)209 x (H)77

Order Code: 770600-908



Z8-A-GLASS

### GLASS DOOR ARMATURE BRACKET

EMLGB1-12 suitable for Z8 series (EML6/10/11/12)

Size: (L)186 x (H)62

Order Code: 770600-905



Z8-U-GLASS

## Weather Resistant Magnets



### Z4WR-HS WEATHER RESISTANT MAGNET

Size: (L)203 x (H)43 x (D)40

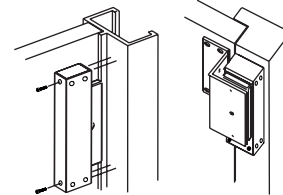
Holding Force: 250kg - 280kg

Current Draw: 280mA (12vdc) 140 mA (24vdc)

Suitable For: External Gates

Monitoring: Hall Effect

Order Code: T.B.A



Z4WR-HS



### Z8WR-HS/ EM 5000G WEATHER RESISTANT MAGNET

Size: (L)230 x (H)67 x (D)43

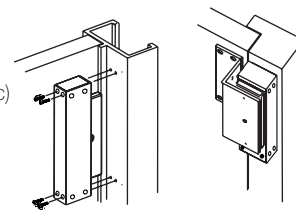
Holding Force: 550kg - 580kg

Current Draw: 512mA (12vdc) 256 mA (24vdc)

Suitable For: External Gates

Monitoring: Hall Effect

Order Code: 770600-310



Z8WR-HS

280kg

580 kg

280kg

580 kg