



# 3580 Series

## Cylinder Mortice Lock Collection



An ASSA ABLOY Group brand

ASSA ABLOY



# 3580 Series Cylinder Mortice Locks

## 3580 Series General Information

### Application

A comprehensive range of automatic deadlatches, complete with spring loaded furniture, for narrow stile hinged doors, combining convenience and security.

### Features & Specifications

All 3580 Series Short Backset Cylinder Mortice Locks are built of the finest materials, with the easy action and solid feel of the world's finest locks.

### Single Action Escape

Both lockset and furniture are reversible without disassembly.

### Case & Cover Plates

High purity alloy material cases. Brass plates provided for all finishes.

### Furniture Plates & Lever Handles

Solid Brass.

### Backset

23 mm Standard backset. Extended backsets of 25.4 mm, 30 mm and 38 mm are available on application.

### Latchbolts

Latchbolts are 15 mm, stainless steel. Deadlatching is achieved by an auxiliary stainless steel latchbolt. This auxiliary bolt retracts when the main latchbolt is withdrawn when the door is closed.

### Springs

High-grade spring steel material, corrosion protected.

### Cylinder Retaining Pin

Hard-drawn spring steel wire, corrosion protected.

### Door Thickness

Timber doors: 32 to 50 mm. These locks are available with a long coverplate, strike and screws to suit timber doors and jambs. Metal doors: 35 to 50 mm. Suits hollow-style aluminium door sections with 37 mm minimum internal depth.

### Cylinder

5 pin tumbler mechanism. Standard Lockwood oval shaped, Brass cylinders and Brass plugs.

### Keying

#### Standard Keying

Supplied individually keyed with two keys per lock. 78,000 key combinations. Key blank KB 2015P.

### Special Keying

Can be keyed alike, master keyed, grand master keyed, maison keyed or construction keyed in Lockwood security keying systems.

### Security

**S2 HIGH SECURITY**

All 3580 Series Cylinder Mortice Locks conform with Level S2 (physical Security) Australian Lock Standard (AS4145.2-1993). Conformance with level S3 (Physical Security). Available upon request.

### Durability

**D3 DURABILITY**

All 3580 Series Cylinder Mortice Locks conform with level D3 (Durability) Australian Lock Standard (AS4145.2-1993).

### Door Clearance

To ensure correct functioning of the deadlatching mechanism and security for all locks, the clearance between the door and frame should be 3 mm. However the deadlatching will operate up to 8 mm door clearance.

### Standard Finishes

Bright Chrome	CP
Satin Chrome	SC
Florentine Bronze	FB
Polished Brass	PB

### Specification Service

For all architectural hardware specification assistance refer to your local Lockwood sales office.

A fully comprehensive, obligation free, architectural door hardware specification can be prepared by Lockwood architectural hardware consultants.

### Hold-Back Cylinders

A key operated hold-back function for latching cylinders is available. Refer accessories on Page 10.

### Extended Cylinders

Extended cylinders are available for thicker doors. Refer accessories on Page 10.

### Rebate

Rebate kits to suit 13 mm standard rebate are available. Refer accessories on Page 11.

### Electric Strikes

Lockwood 3580 Series Mortice Locks are compatible with most electric strikes. Refer local sales office for further detail.

# 3580 Series Cylinder Mortice Locks

## Contents

<b>Description</b>	<b>Page</b>
3580 General Information	2
3580 Short Backset Features	4
3580 Ordering Procedure	5
3582 Short Backset Vestibule Locks	6
3584 Short Backset Combination Locks	8
3588 Short Backset Hold-back Deadlatches	9
3580 Accessories	10

# 3580 Series Cylinder Mortice Locks

## 3580 Series Short Backset Features

### 1. Hub Selection

Sliding adjustable locking members attached to the snib, screw fixed in either the operative or inoperative positions, accessible from the outside of the lock body to set hubs as required.

### 2. Latch Bolt

Reversible for both left and right hand doors, opening in or opening out without disassembly.

Standard deadlatch configuration only, 15 mm stainless steel material.

Electric strike compatibility.

Separate auxiliary bolt moves into lock case simultaneously with latch bolt.

New radius bolt provides greater deadlatch throw and smoother closing action.

### 3. Strike

Brass material to suit inward/outward opening doors to conform to Australian Lock Standard universal strike.

### 4. Retrofit Applications

Lock is available for existing Lockwood 595/5900 and ASTRA short backset cylinder mortice lock installation. Refer strike on page 11.

### 5. Door Thickness

Timber doors: 32 to 50 mm.

Metal doors: 35 to 50 mm.

### 6. Backsets

Standard Backset - 23 mm.

Other backsets available on application 25.4, 30 and 38 mm.

### 7. Cylinder/Adaptor Retention

Patented "Slip Pin" Cylinder/Adaptor fixing method, which allows attachment to the lock case by inserting a non-threaded cylindrical pin through the front of the lock case. Patent Number 643379.

### 8. Multi-Function Lock

Lock is designed to significantly reduce stock line items.

Standard cylinder mortice lock can be converted from escape function to combination function by simple manipulation of hub snibs without lock case disassembly.

### 9. Rebate Kit

Rebate kit suitable for timber doors with a minimum backset of 30 mm.

### 10. Case Assembly

High purity alloy case and backplate.

### 11. Lock Fixing

Fabricator pack and timber door fixing.

#### NF NEW FEATURE

### Anti-Lockout Function\*


Lockset 3582A provides anti-lockout function for patio, school and other applications.

#### NF NEW FEATURE

### Hold-back Function\*

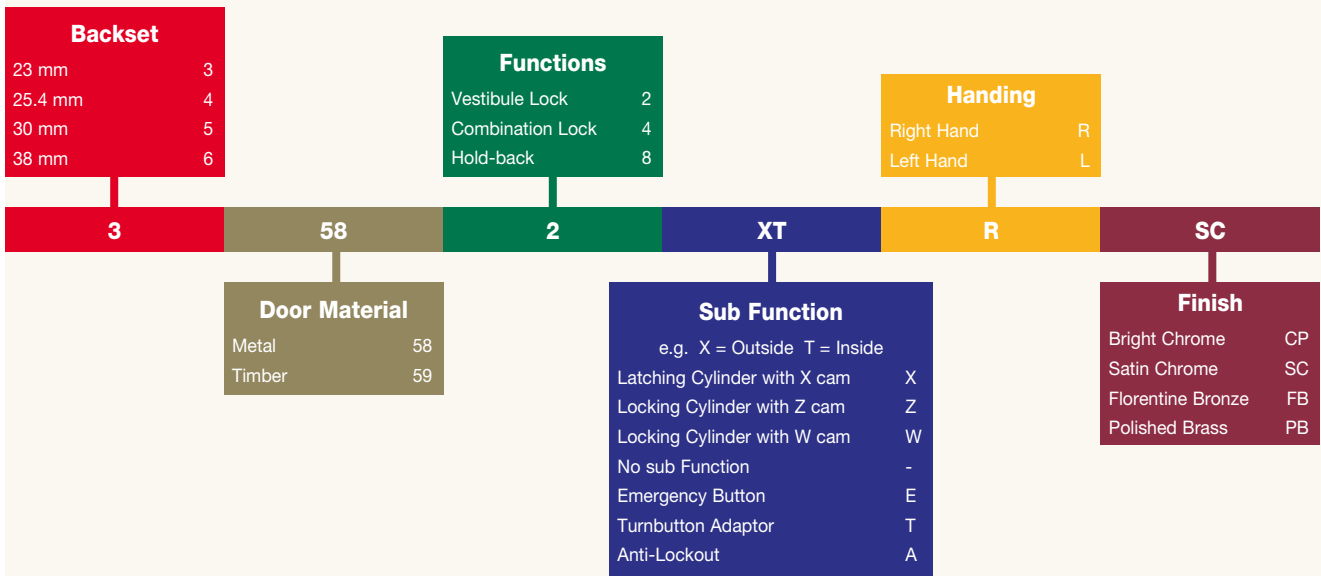
Lockset series 3588 provides improved latch hold-back operated by the locking snib for use on high use doors and other similar applications.

\* Patent pending.



# 3580 Series Cylinder Mortice Locks

## 3580 Series Ordering Procedure



## Code

### 1. Backset

Nominate backset as required, eg 3 = 23 mm backset.

### 2. Door Material

Select lock appropriate for door type, eg 58 = metal door application.

### 3. Function

Select function, eg 2 = vestibule lock.

### 4. Sub Function

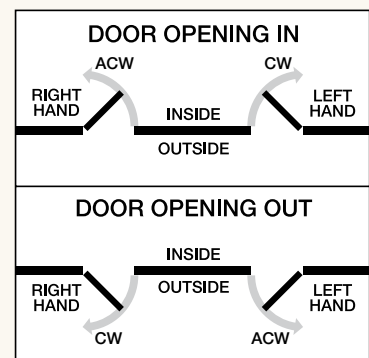
Determine sub function for both exterior and interior, eg Exterior – X = Latching cylinder. eg Interior – T = Turnbutton adaptor.

### 5. Handing

If applicable refer to door handing chart to determine left or right handing, eg R.

### 6. Finish

Select appropriate finish, eg SC. Other finishes available on application.



# 3580 Series Cylinder Mortise Locks

## 3582 Short Backset Vestibule Locks

Various latching functions operated generally by key or handle outside and by turnknob, key or handle inside.

These locks comply with building regulations for single-action escape doors.

For ease of selection specify primary lock ie, 3582SC. This lock can then be easily adapted to suit function required.

### Application

Shop front entrance, stairway, emergency egress door, air lock doors.

### Features & Specifications

#### Bolt

Deadlatch only.

#### Keying

Can be keyed alike, master keyed, grand master keyed, maison keyed or construction keyed in Lockwood security keying systems.

### Standard Finishes

- Bright Chrome CP
- Satin Chrome SC
- Florentine Bronze FB
- Polished Brass PB

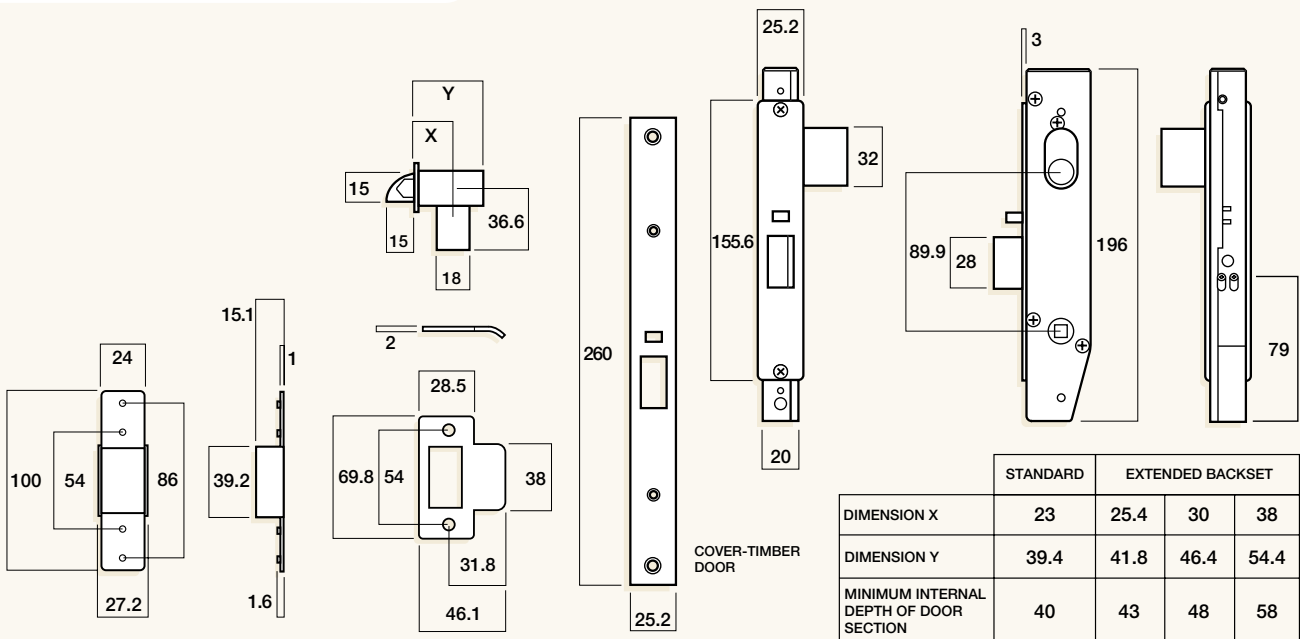
Other finishes on application.

### Ordering Procedure

Refer page 5.



## Dimensions



# 3580 Series Cylinder Mortice Locks

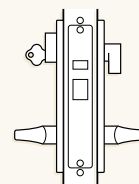
## 3582 Short Backset Vestibule Locks

### Vestibule Set

Cylinder and turnknob. Reversible.

Metal Doors	Right Hand	3582XTR
	Left Hand	3582XTL
Timber Doors	Right Hand	3592XTR
	Left Hand	3592XTL

**Outside:** Opened by key at all times.  
Opened by handle except when handle is made inoperative by turnknob from inside.  
**Inside:** Opened by handle at all times.  
Turnknob locks or unlocks outside handle.

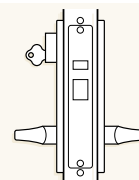


### Storeroom Locking Latch

Cylinder outside. Reversible.

Metal Doors	Right Hand	3582X-R
	Left Hand	3582X-L
Timber Doors	Right Hand	3592X-R
	Left Hand	3592X-L

**Outside:** Opened by key. Handle is always rigid.  
**Inside:** Opened by handle at all times.

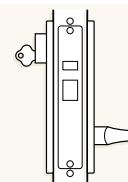


### Single Action Escape Latch

Cylinder outside. Reversible.

Metal Doors	Right Hand	3582X-R
	Left Hand	3582X-L
Timber Doors	Right Hand	3592X-R
	Left Hand	3592X-L

**Outside:** Opened by key.  
**Inside:** Opened by handle at all times.

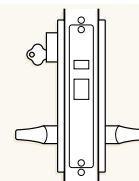


### Classroom & Office Locking Latch

Cylinder outside. Reversible.

Metal Doors	Right Hand	3582Z-R
	Left Hand	3582Z-L
Timber Doors	Right Hand	3592Z-R
	Left Hand	3592Z-L

**Outside:** Opened by handle except when handle is made inoperative by key from outside. Key locks or unlocks outside handle.  
**Inside:** Opened by handle at all times.

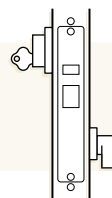


### Exterior Deadlatch (Complete Unit)

Cylinder and turnknob with key hold-back.

Right Hand	3582-1RSC
Left Hand	3582-1LSC

**Outside:** Opened by key.  
**Inside:** Opened by turn snib at all times.

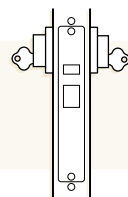


### Exterior & Exit Door Lock (Complete Unit)

Double cylinder deadlatch with key hold-back.

Right Hand	3582-3RSC
Left Hand	3582-3LSC

**Outside:** Opened by key.  
**Inside:** Opened by key.

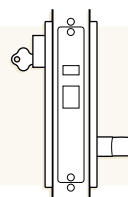


### Single Action Escape Latch (Complete Unit)

Cylinder and exit handle with key hold-back.

External plate, internal plate included.	
Right Hand	3582-5RSC
Left Hand	3582-5LSC

External/internal plates included.  
**Outside:** Opened by key.  
**Inside:** Opened by handle at all times.



### Anti-Lockout Primary Lock NF NEW FEATURE

Metal Doors	3582-ASC
Timber Doors	3592-ASC

For use on entry, toilet and patio doors where anti-lockout is required. Add cylinder or turnsnibs as required.



## 3580 Series Cylinder Mortice Locks

### 3584 Short Backset Combination Locks

Various latching functions operated generally by outside or inside handles, except when locked by key outside or by key or turnknob inside.

For ease of selection specify primary lock ie, 3582SC. This lock can then be easily adapted to function required.

#### Applications

Office, passage, balcony.

#### Features & Specifications

##### Bolt

Deadlatch only.

##### Keying

Can be keyed alike, master keyed, grand master keyed, maison keyed or construction keyed in Lockwood security keying systems.

#### Standard Finishes

Bright Chrome	CP
Satin Chrome	SC
Florentine Bronze	FB
Polished Brass	PB
Other finishes on application.	

#### Ordering Procedure

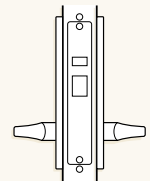
Refer page 5.



#### Passage Latch

No locking function. Non handed.

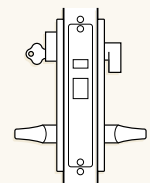
Metal Doors	3584	Outside: Opened by handle.
Timber Doors	3594	Inside: Opened by handle.



#### Office Locking Latch

Cylinder and turnknob. Reversible.

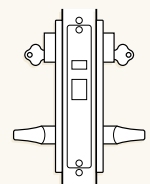
Metal Doors	Right Hand	3584WTR	Outside: Opened by handle except when handle is made inoperative by key from outside or by turnknob from inside. Key locks or unlocks both handles.
	Left Hand	3584WTL	
Timber Doors	Right Hand	3594WTR	Inside: Opened by handle except when handle is made inoperative by key from outside or turnknob inside. Turnknob locks or unlocks both handles.
	Left Hand	3594WTL	



#### Glass Door Locking Latch

Double cylinder. Reversible.

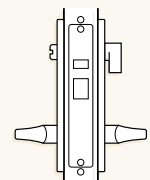
Metal Doors	Right Hand	3584ZZR	Outside: Opened by handle except when handle is made inoperative by key from either side. Key from either side locks or unlocks both handles.
	Left Hand	3584ZZL	
Timber Doors	Right Hand	3594ZZR	Inside: Opened by handle except when handle is made inoperative by key from either side. Key from either side locks or unlocks both handles.
	Left Hand	3594ZZL	



#### Privacy Latch

Emergency button and turnknob. Reversible.

Metal Doors	Right Hand	3584ETR	Outside: Opened by handle except when handle is made inoperative by turnknob from inside. Handle may be unlocked from outside by coin or screwdriver by operating the slotted emergency turnbutton.
	Left Hand	3584ETL	
Timber Doors	Right Hand	3594ETR	Inside: Opened by handle except when handle is made inoperative by turnknob. Turnknob locks or unlocks both handles.
	Left Hand	3594ETL	



# 3580 Series Cylinder Mortise Locks

## 3588 Short Backset Hold-back Deadlatches

**NP NEW PRODUCT**

A deadlatching lockset developed for applications where latch hold-back is required with normal lock functions e.g. high use doors and toilet entry doors.

### Features & Specifications

#### Bolt

Deadlatch.

#### Keying

Can be keyed alike, master keyed, grand master keyed, maison keyed or construction keyed in Lockwood security keying systems.

#### Operation of Hold-back

Depress latch and turn key or snib to hold-back latch.

#### Standard Finishes

Bright Chrome	CP
Satin Chrome	SC
Florentine Bronze	FB
Polished Brass	PB
Other finishes on application.	

#### Ordering Procedure

Refer page 5.

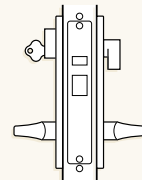


### Vestibule Set

#### Cylinder and turnknob. Reversible.

Metal Doors	Right Hand	3588XTR
	Left Hand	3588XTL
Timber Doors	Right Hand	3598XTR
	Left Hand	3598XTL

**Outside:** Opened by key at all times. Opened by handle except when handle is made inoperative by turnknob from inside.  
**Inside:** Opened by handle at all times. Turnknob locks or unlocks outside handle.  
**Hold-back:** Latchbolt hold-back engaged when latch depressed and snib turned 90°.

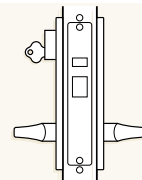


### Storeroom Locking Latch

#### Cylinder outside. Reversible.

Metal Doors	Right Hand	3588M-R
	Left Hand	3588M-L
Timber Doors	Right Hand	3598M-R
	Left Hand	3598M-L

**Outside:** Opened by key. Handle is always rigid.  
**Inside:** Opened by handle at all times.  
**Hold-back:** Latchbolt hold-back engaged when latch depressed and key rotated 90°.

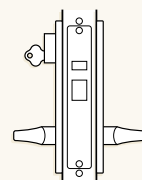


### Classroom & Office Locking Latch

#### Cylinder outside. Reversible.

Metal Doors	Right Hand	3588Z-R
	Left Hand	3588Z-L
Timber Doors	Right Hand	3598Z-R
	Left Hand	3598Z-L

**Outside:** Opened by handle except when handle is made inoperative by key from outside. Key locks or unlocks outside handle.  
**Inside:** Opened by handle at all times.  
**Hold-back:** Latchbolt hold-back engaged when latch depressed and key rotated 360°.



# 3580 Series Cylinder Mortice Locks

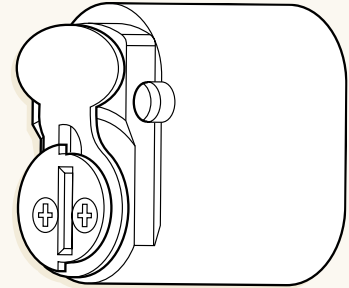
## 3580 Accessories

### Hold-back Cylinder (For use with 3580 locks only)

Special latching cylinders with levers that enable the latchbolt to be held in retracted position. This cylinder type hold-back can only be applied or released by the key. These special latching cylinders are available on application and are supplied ex-factory handed to suit lock function.

To apply hold-back: Insert key into cylinder and retract bolt with one full turn of key. Hold bolt depressed with finger and withdraw key.

To release hold-back: Insert key into cylinder, rotate key one full turn and withdraw key.



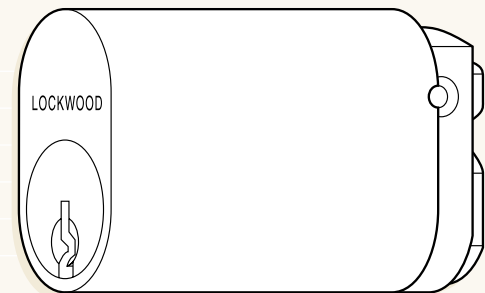
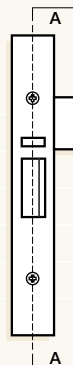
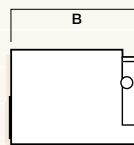
Right Hand	Part No.
Bright Chrome	3580-2402CP
Satin Chrome	3580-2402SC
Florentine Bronze	3580-2402FB
Polished Brass	3580-2402PB
Left Hand	Part No.
Bright Chrome	3580-2452CP
Satin Chrome	3580-2452SC
Florentine Bronze	3580-2452FB
Polished Brass	3580-2452PB

### Extended Cylinder

Extended cylinders should be considered when door thickness exceeds 50 mm or when the lock is mounted off centre in the door edge. A range of cylinders is available to suit various door thicknesses.

#### Standard Finishes

Bright Chrome	CP
Satin Chrome	SC
Florentine Bronze	FB
Polished Brass	PB



#### Part Number with Relevant Cam

"X" Cam	"Z" Cam	"W" Cam	"A" Cylinder Projection	"B" Cylinder Length	Door Thickness (lock central)
570-2/37	572.2/37	575-2/37	42	39	50 to 58
570-2/48	572-2/48	575-2/48	53	50	58 to 82
570-2/60	572-2/60	575-2/60	65	62	82 to 106
570-2/76	572-2/76	575-2/76	81	78	106 to 130
570-2/84	572-2/84	575-2/84	89	86	130 to 154
570-2/98	572-2/98	575-2/98	103	100	154 to 178

A = Cylinder in mounted position to the outside of cylinder face. B = Overall cylinder length excluding cam.

# 3580 Series Cylinder Mortice Locks

## 3580 Accessories

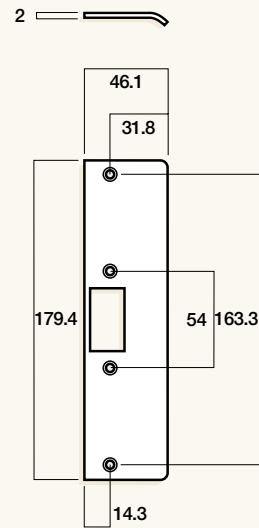
### Retrofit Strikes

For replacement of existing installations where Lockwood 5900, 595 and Astra Short Backset are used.

For replacement of Astra specify 25.4 mm backset.

**Part No.**

Bright Chrome	3580-1902CP
Satin Chrome	3580-1902SC
Florentine Bronze	3580-1902FB
Polished Brass	3580-1902PB



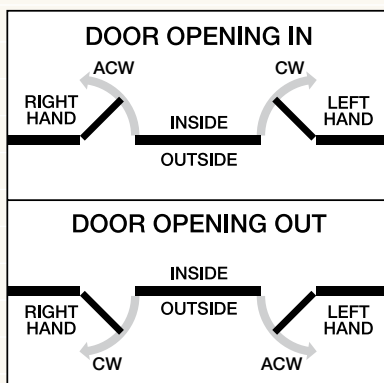
### Rebate Kits

Rebate kits to suit 13 mm rebated timber doors with minimum backset of 30 mm available on application.

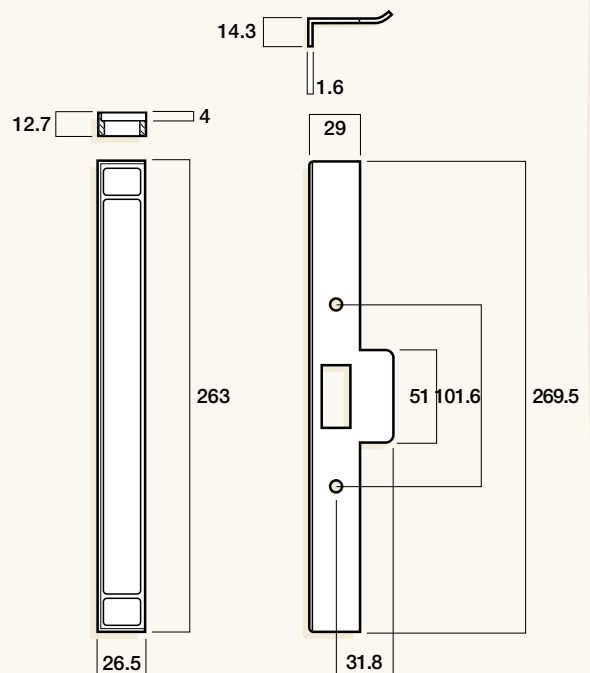
**Part No.**

Bright Chrome	3580-2902	CW/ACW CP
Satin Chrome	3580-2902	CW/ACW SC
Florentine Bronze	3580-2902	CW/ACW FB
Polished Brass	3580-2902	CW/ACW PB

\*Specify door handing (clockwise/anti-clockwise)



CW (Clockwise)	Left Hand open in and Right Hand open out.
ACW (Anti-Clockwise)	Left Hand open in and Right Hand open out.



Visit us at: [www.assaabloyasiapacific.com](http://www.assaabloyasiapacific.com)

## ASSA ABLOY Sales Offices & Authorised Agents in Asia Pacific

### Sales Offices - Australia

#### Victoria – Head Office

235 Huntingdale Road  
Oakleigh VIC 3166

Telephone (03) 8574 3888  
Facsimile (03) 8574 3788

#### Queensland South

450 Sherwood Road  
Sherwood QLD 4075

Telephone (07) 3373 5200  
Facsimile (07) 3373 5256

#### Queensland North

Ralph Buck Agencies  
15 Mackley Street  
Garbutt QLD 4814

Telephone (07) 4779 0177  
Facsimile (07) 4775 1480

#### New South Wales – Commercial

Unit 1/16 Atkinson Road  
Taren Point NSW 2229

Telephone (02) 8543 3700  
Facsimile (02) 9531 7944

#### New South Wales – Residential

Unit 8/20-22 Foundry Road  
Seven Hills NSW 2147

Telephone (02) 9624 2666  
Facsimile (02) 9620 9340

#### New South Wales – Abloy

5/372 Eastern Valley Way  
Chatswood NSW 2067

Telephone (02) 9882 6066

#### South Australia

182 Magill Road  
Norwood SA 5067

Telephone (08) 8139 0401  
Facsimile (08) 8364 1975

#### Western Australia

37-45 Gladstone Street  
Perth WA 6000

Telephone (08) 9227 9588  
Facsimile (08) 9227 8913

#### Tasmania

23 Antill Street  
South Hobart TAS 7000

Telephone (03) 6223 5404  
Facsimile (03) 6224 0435

### Sales Offices - New Zealand

#### Auckland – Residential

6 Armstrong Road  
North Harbour Industrial Estate  
Albany, Auckland, New Zealand

Telephone +64 (0)9 415 7111  
Facsimile +64 (0)9 415 7222

#### Auckland – Sales Office

10 Haultain Street  
Eden Terrace  
Auckland, New Zealand

Telephone +64 (0)9 634 5590  
Facsimile +64 (0)9 634 5589

#### Christchurch – Sales Office

112 Wordsworth Street  
Sydenham  
Christchurch, New Zealand

Telephone +64 (0)3 379 4810  
Facsimile +64 (0)3 379 4819

#### Wellington

Display Centre, Level 3,  
10 Hutt Road, Petone  
Wellington, New Zealand

Telephone +64 (0)4 913 4214  
Facsimile +64 (0)4 913 4213

### Manufacturing Plants

#### Victoria

235 Huntingdale Road  
Oakleigh VIC 3166

Telephone (03) 8574 3888  
Facsimile (03) 8574 3788

#### Queensland

450 Sherwood Road  
Sherwood QLD 4075

Telephone (07) 3373 5200  
Facsimile (07) 3373 5256

#### New Zealand

6 Armstrong Road  
North Harbour Industrial Estate  
Albany, Auckland, New Zealand

Telephone +64 (0)9 415 7111  
Facsimile +64 (0)9 415 7222

### Security Merchants Australia

Unit 144/45 Gilby Road  
Axxess Business Park  
Mount Waverley, Victoria 3149

Telephone +61 (0)3 9558 8455  
Facsimile +61 (0)3 9558 8466

### Security Merchants New Zealand

8-10 Haultain Street  
Eden Terrace  
Auckland, New Zealand

Telephone +64 (0)9 355 9240  
Facsimile +64 (0)9 307 1752

### Export Department

235 Huntingdale Road  
Oakleigh VIC 3166 Australia

Telephone +61 (0)3 8574 3888  
Facsimile +61 (0)3 8574 3789

### Asian Offices

#### ASSA ABLOY – Malaysia

#### ASSA ABLOY – Singapore

#### ASSA ABLOY – Thailand

#### ASSA ABLOY – Hong Kong

#### ASSA ABLOY – Shanghai

#### ASSA ABLOY – Beijing

#### ASSA ABLOY – Korea

#### ASSA ABLOY – India

Contact the Export Department,  
Australia for details.

### Worldwide Distributors

Contact the Export Department,  
Australia for details.



## ASSA ABLOY

### Lockwood Guarantee

ASSA ABLOY Australia Pty Limited ("ASSA ABLOY") warrants its Lockwood products against defects in workmanship and materials, subject to the limitations and exclusions set out in this Warranty. If, within the normal working life of a product, it is found to be defective, and none of the limitations and exclusions set out in this Guarantee apply, ASSA ABLOY will supply the same or equivalent product free of charge. This is the only remedy granted by ASSA ABLOY under this Guarantee.

#### Limitations

All electrical and electronic components used in ASSA ABLOY's Lockwood range of products (excluding batteries) are guaranteed for a period of 12 months from the date of proof of purchase, unless stated otherwise.

#### Exclusions

This Guarantee does not cover:

1. Damage to or malfunction or failure of the Lockwood product caused or contributed to by:

- improper installation or failure to follow fitting instructions;
- improper maintenance;
- fair wear and tear;
- any modification or repair which has not been authorized by ASSA ABLOY;
- use of substitute or replacement parts or cylinders other than genuine ASSA ABLOY parts or cylinders; or
- use of batteries other than those specified by ASSA ABLOY.

2. The cost of:

- removal and/or replacement of the Lockwood product;
- freight and/or travelling time;
- replacement batteries; or
- any modification or repairs to a Lockwood product, unless authorised by ASSA ABLOY.

3. Damage to or deterioration of the plated finishes Florentine Bronze, Architectural Bronze, Polished Brass, Gold and Satin Brass, which are classified as soft finishes, and are subject to deterioration under some environmental conditions.

4. Personal injury, property damage or economic loss, however caused.

#### Symmetry® 5 Year Finish Guarantee

ASSA ABLOY Australia Pty Limited will replace five-year branded Symmetry product if within five years from the proven date of purchase it tarnishes, discolours or corrodes when properly installed and subject to no more than fair wear and tear.

#### Symmetry® Everbrass® Guarantee

Everbrass® product is coated both on the exterior and interior surfaces with a lifetime anti-tarnish finish. ASSA ABLOY Australia Pty Limited will replace Everbrass® branded product if it corrodes, tarnishes or discolours when properly installed and subject to no more than fair wear and tear.

This Guarantee is in addition to and not in substitution for any rights of the purchaser under the Trade Practices Act and state or territory legislation.

